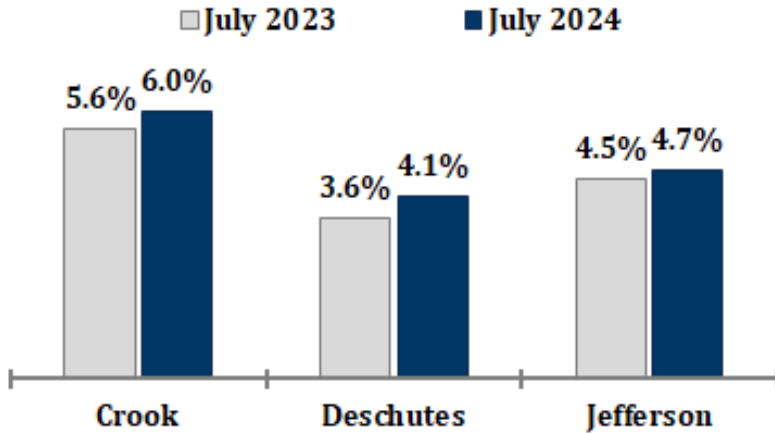




Central Oregon Economic Indicators

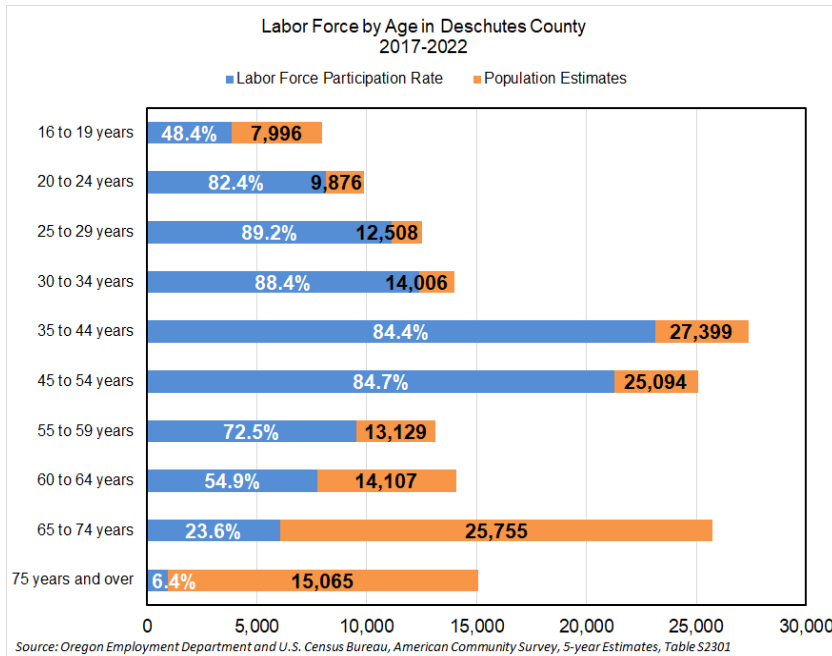
July 2024 Data

Local Area Unemployment Rates (Seasonally adjusted)



Graph of the Month (Deschutes County) Labor Force by Age

Source: Oregon Employment Department, U.S. Census Bureau, ACS 5-year Estimates, Table S2301



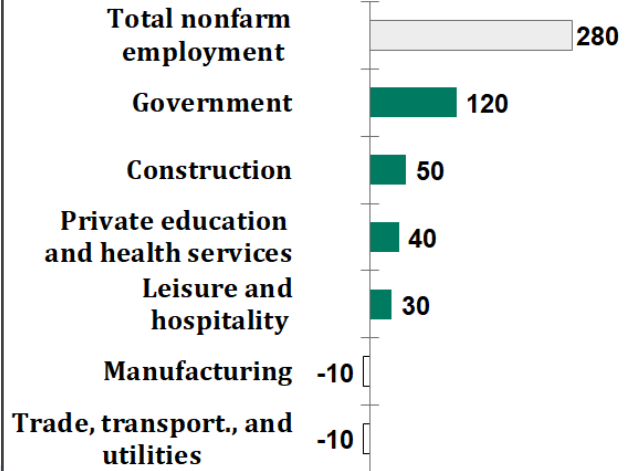
Using data from the United States Census Bureau's American Community Survey, we are able to obtain information on the Labor Force by age group in Deschutes County.

The prime working age is defined as individuals between the ages of 25 and 54. In Deschutes County, prime-working-age individuals make up just over 65% of the labor force. For the United States, this number is 63.4%.

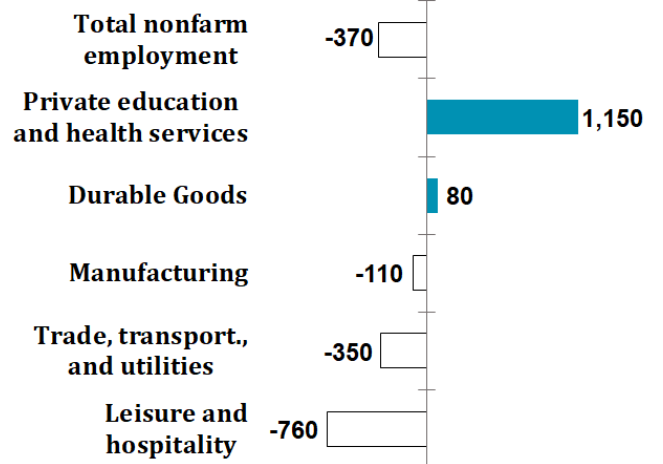
Since 35 to 44 year olds make up the biggest portion of the population, it isn't surprising to hear that they also make up the largest portion of the labor force with 23,125 participants.

Select Industry Gains and Losses (Over-the-year net employment change)

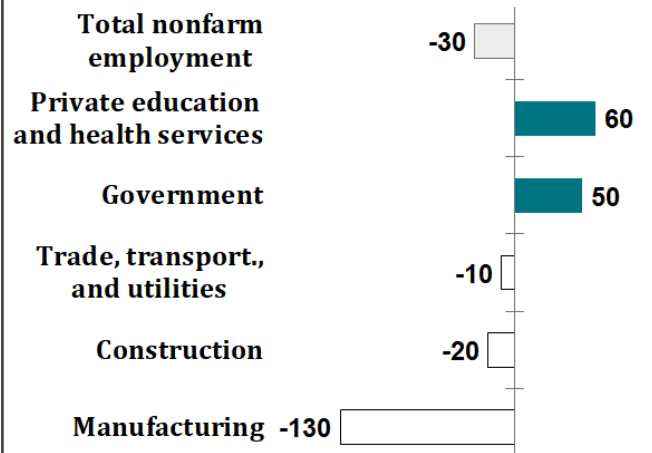
Crook County



Deschutes County



Jefferson County



Want to join the distribution list? Contact: Andrew Grimoldby,
Andrew.J.Grimoldby@employ.oregon.gov