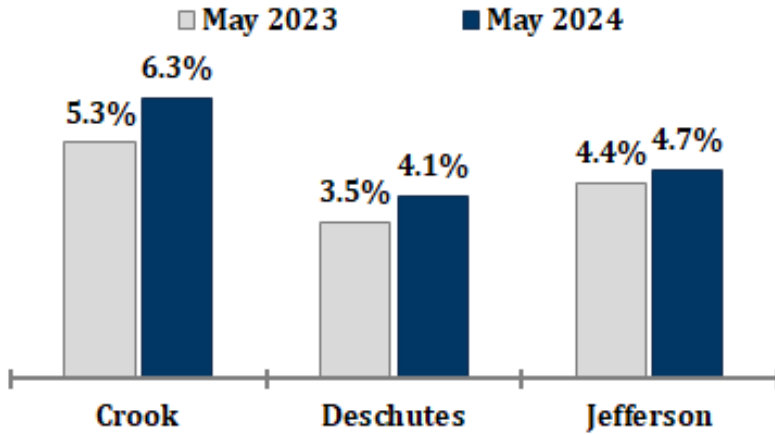




Central Oregon Economic Indicators

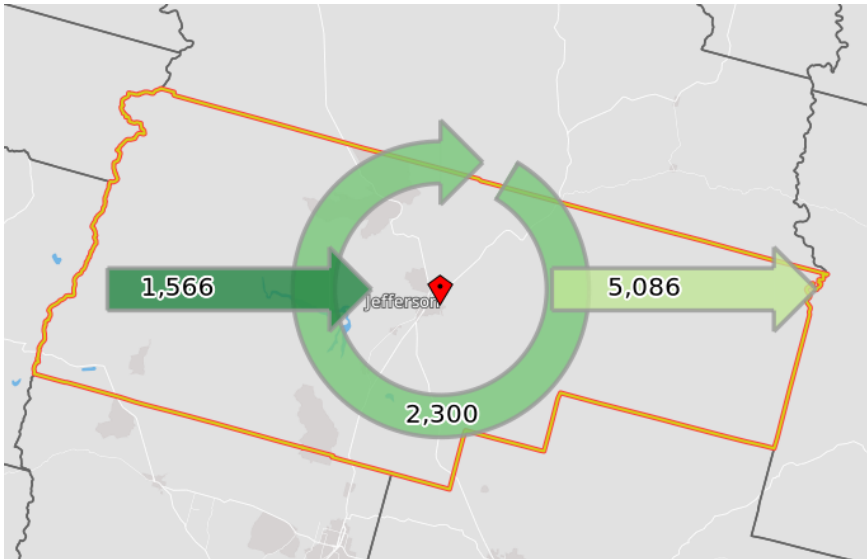
May 2024 Data

Local Area Unemployment Rates (Seasonally adjusted)



Graph of the Month (Jefferson County) Commuting Patterns, 2021

Source: Oregon Employment Department, U.S. Census Bureau, OnTheMap Data



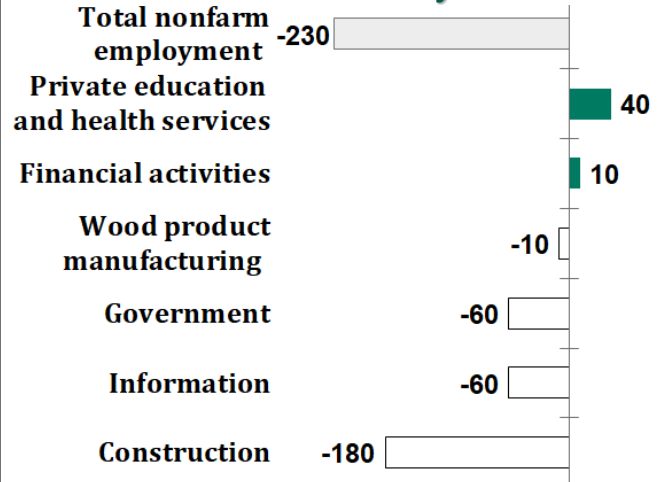
According to the most recent U.S. Census Bureau OnTheMap data, nearly 69% (5,086) of workers living in Jefferson County in 2021 commuted outside of the county to work. This is a slight increase from previous years, 67% (4,839) in 2020 and 65% (4,496) in 2019.

Comparatively, nearly 40% (1,566) of individuals employed in Jefferson County commuted into the county for work in 2021. This number was as high as 44% in 2013. However, it has been around 37-40% since then.

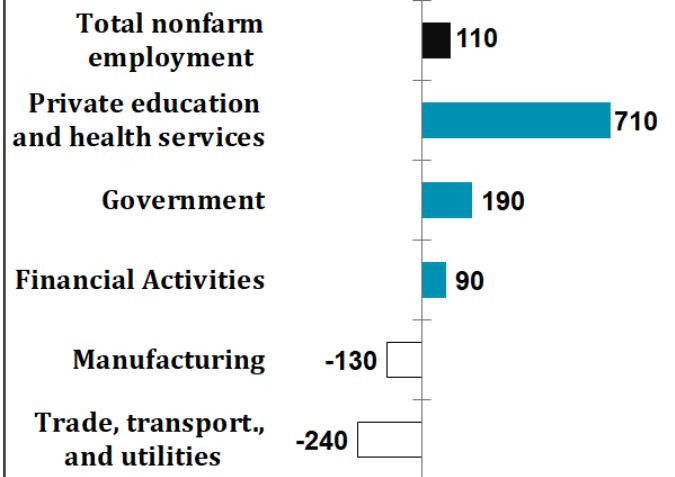
When considering total county employment, the percentage of workers who are both employed and living in Jefferson County is approximately 60% (2,300). This number has remained relatively stable over the years, reaching a high in 2006 of 71% (2,558), and a low in 2013 of 56% (1,805).

Select Industry Gains and Losses (Over-the-year net employment change)

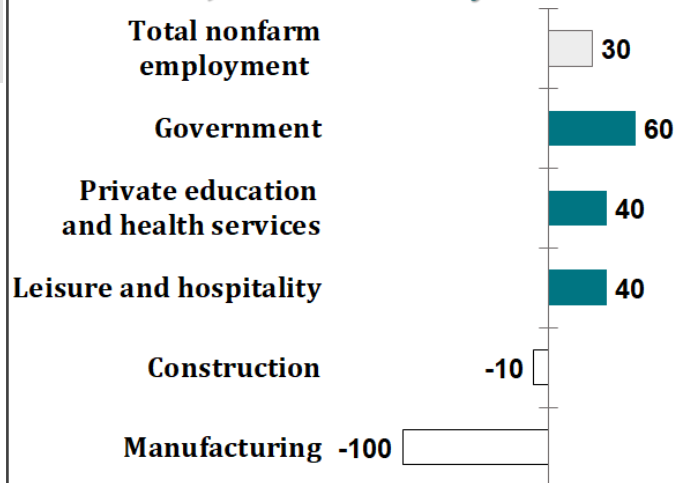
Crook County



Deschutes County



Jefferson County



Want to join the distribution list? Contact:
Nicole Ramos at Nicole.S.Ramos@employ.oregon.gov