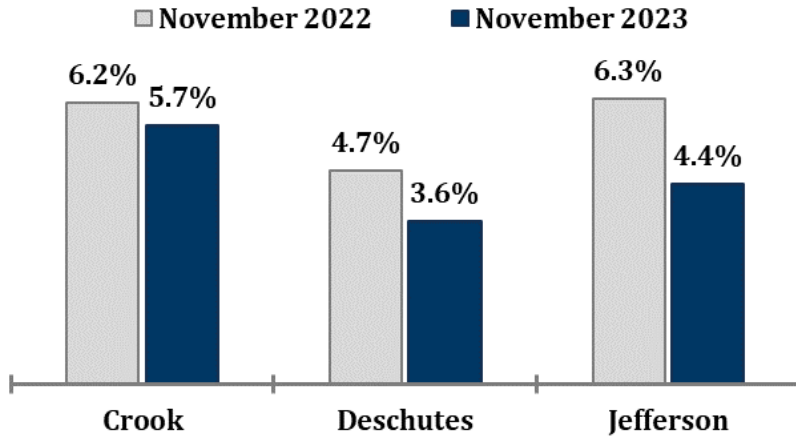




Central Oregon Economic Indicators

November 2023 Data

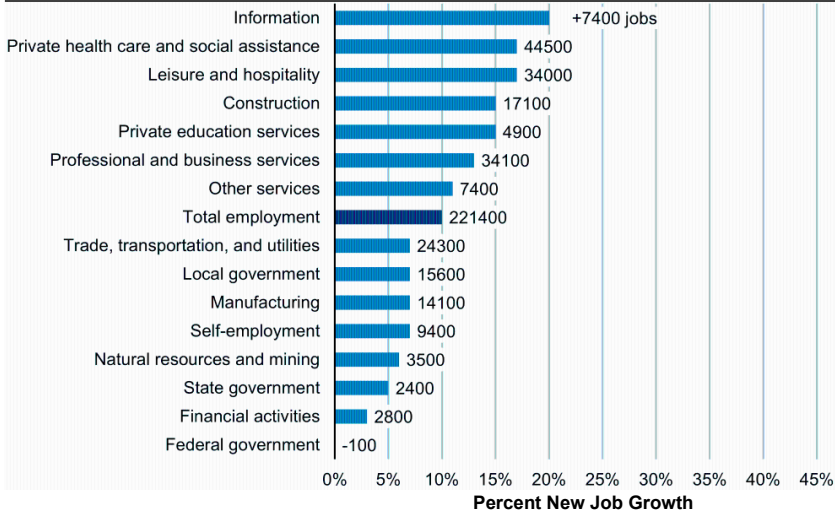
Local Area Unemployment Rates (Seasonally adjusted)



Graph of the Month

Oregon Industry Employment Projections, 2022-2032

Source: Oregon Employment Department



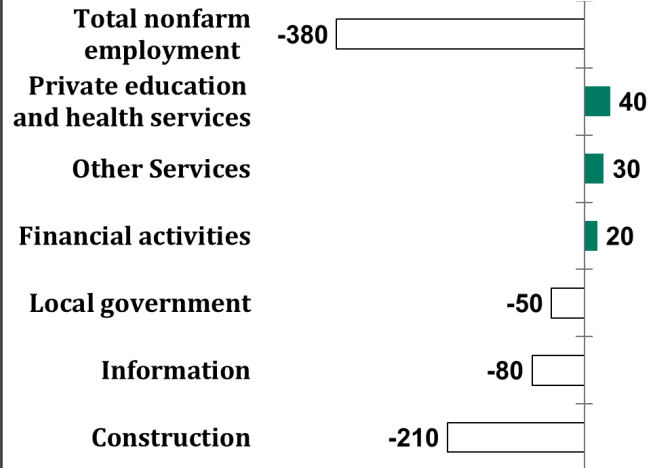
Oregon's total employment will grow by 221,000 jobs between 2022 and 2032, according to new projections from the Oregon Employment Department. Employment growth primarily reflects structural growth in the economy, as employment in many sectors had largely recovered from pandemic losses by 2022. Many job openings are expected due to the need to replace workers who leave their occupations.

The information sector is projected to increase the fastest, growing 20% (+7,400 jobs) due to expected growth in data processing & hosting services and software publishers.

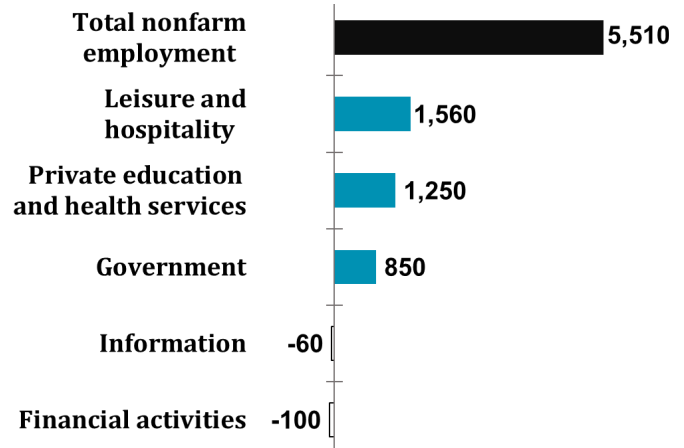
Private health care and social assistance is projected to add 44,500 jobs in the next 10 years. This growth is attributed to the aging of the state's population, longer life expectancies, and an expected rebound in the state's long-term population growth.

Select Industry Gains and Losses (Over-the-year net employment change)

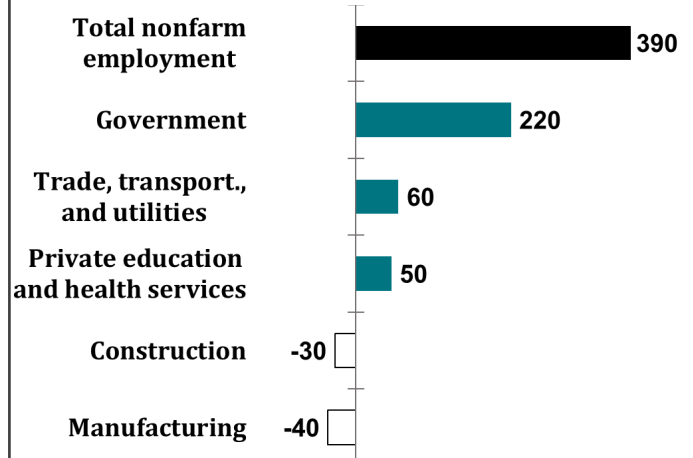
Crook County



Deschutes County



Jefferson County



Want to join the distribution list? Contact:
Nicole Ramos at Nicole.S.Ramos@employ.oregon.gov