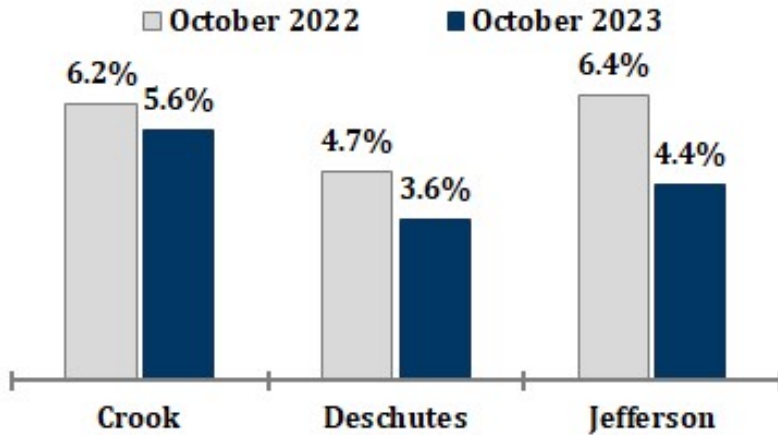




Central Oregon Economic Indicators

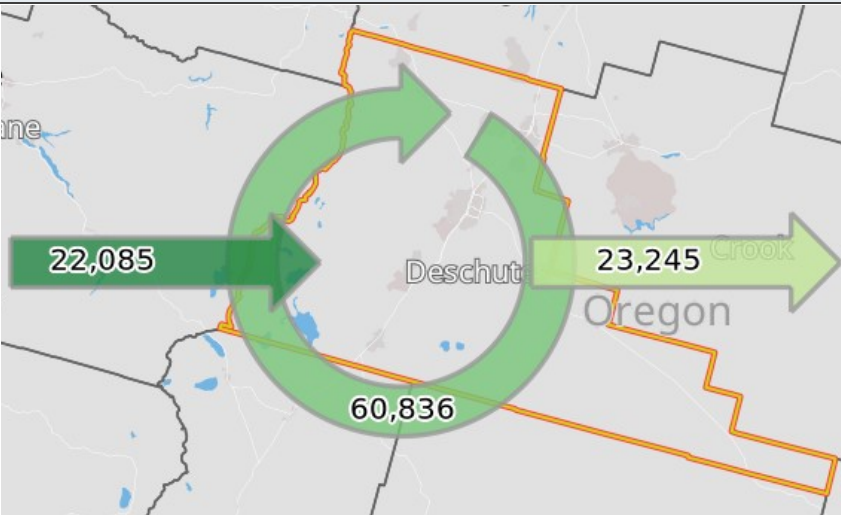
October 2023 Data

Local Area Unemployment Rates (Seasonally adjusted)



Graph of the Month (Deschutes County) Commuting Patterns, 2021

Source: U.S. Census Bureau, 2021 OnTheMap data




According to the most recent U.S. Census Bureau OnTheMap data, nearly 28% (23,245) of all workers living in Deschutes County in 2021 commuted outside of the county to work. This is a slight increase from 2020, when approximately 26% (21,172) of workers living in Deschutes County worked outside of the county.

In comparison, roughly 27% (22,085) of all individuals working in Deschutes County commuted into the county for work. This is also a slight increase from 2020, when 25% of Deschutes County workers commuted into the county for work.

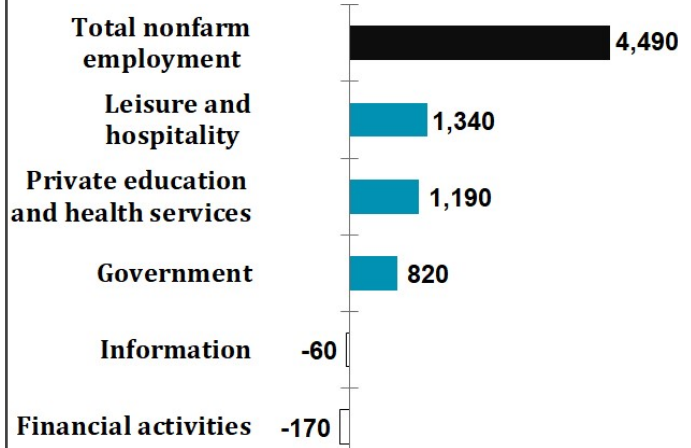
When considering total county employment, the percentage of workers who were both employed and living in Deschutes County decreased from 75% in 2020 to 73% in 2021. That said, the number of workers who were both employed and living in the county actually increased from 59,546 in 2020 to 60,836 in 2021.

Select Industry Gains and Losses (Over-the-year net employment change)

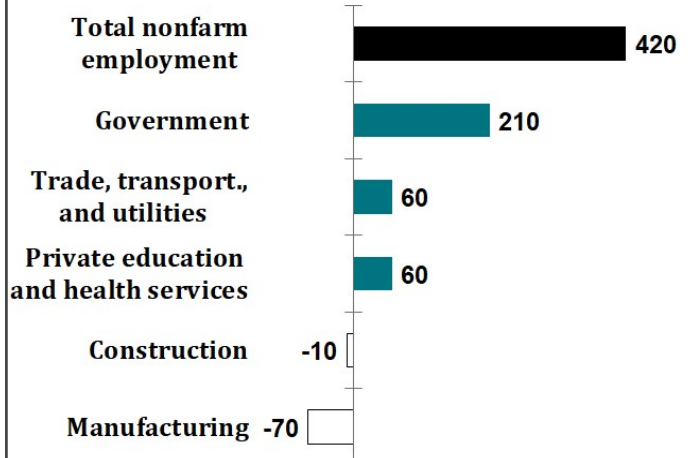
Crook County



Deschutes County



Jefferson County



Want to join the distribution list? Contact:
Nicole Ramos at Nicole.S.Ramos@employ.oregon.gov