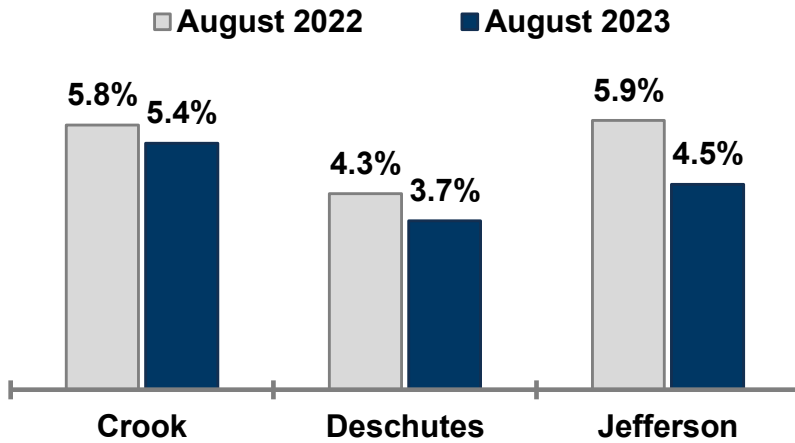




Central Oregon Economic Indicators

August 2023 Data

Local Area Unemployment Rates (Seasonally adjusted)



Graph of the Month (Central Oregon)

The Highest & Lowest Paid Occupation Groups

Source: Oregon Employment Department, 2023 Oregon Wage Information

The 5 Highest Paid Occupation Groups in Central Oregon by Median Wage (2023)

Occupation Title	Median Hourly Wage
Healthcare Practitioners & Technical Occupations	\$51.62
Computer & Mathematical Occupations	\$42.88
Management Occupations	\$41.54
Architecture & Engineering Occupations	\$39.17
Legal Occupations	\$36.58

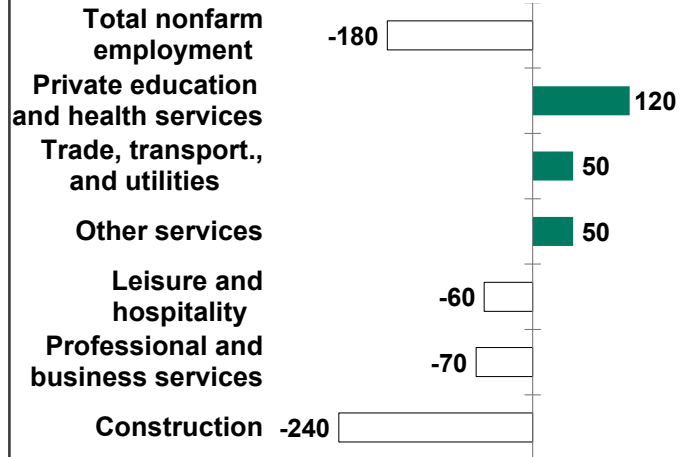
The 5 Lowest Paid Occupation Groups in Central Oregon by Median Wage (2023)

Occupation Title	Median Hourly Wage
Food Preparation & Serving Related Occupations	\$15.06
Personal Care & Service Occupations	\$17.42
Building & Grounds Cleaning & Maint. Occupations	\$17.91
Sales & Related Occupations	\$17.92
Transportation & Material Moving Occupations	\$19.52

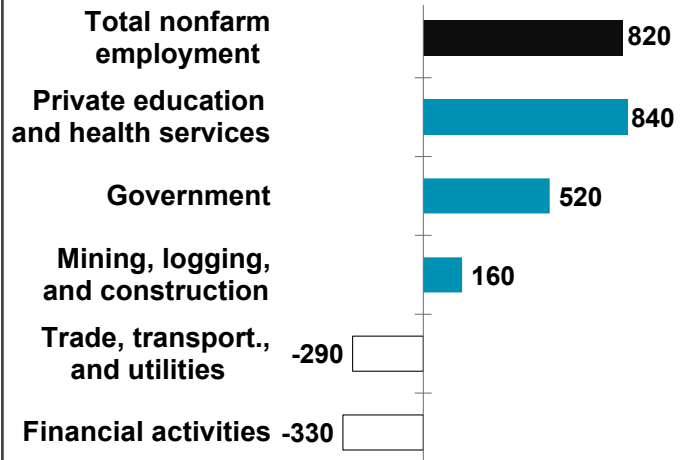
As of this year, the median wage for all jobs in Central Oregon is \$22.64 an hour. This means half of all jobs pay more than this, while the other half pays less. Healthcare practitioners and technical occupations pay the highest median hourly wage (\$51.62), followed by computer and mathematical occupations (\$42.88), and management occupations (\$41.54). Food preparation and serving related occupations, on the other hand, pay the lowest median hourly wage (\$15.06) of any occupation group. This is followed by personal care and service occupations (\$17.42), and building and grounds cleaning and maintenance occupations (\$17.91).

Select Industry Gains and Losses (Over-the-year net employment change)

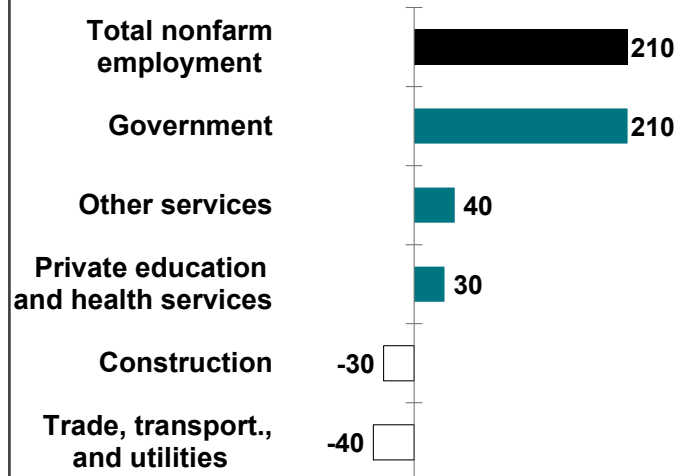
Crook County



Deschutes County



Jefferson County



Want to join the distribution list? Contact:
Nicole Ramos at Nicole.S.Ramos@employ.oregon.gov