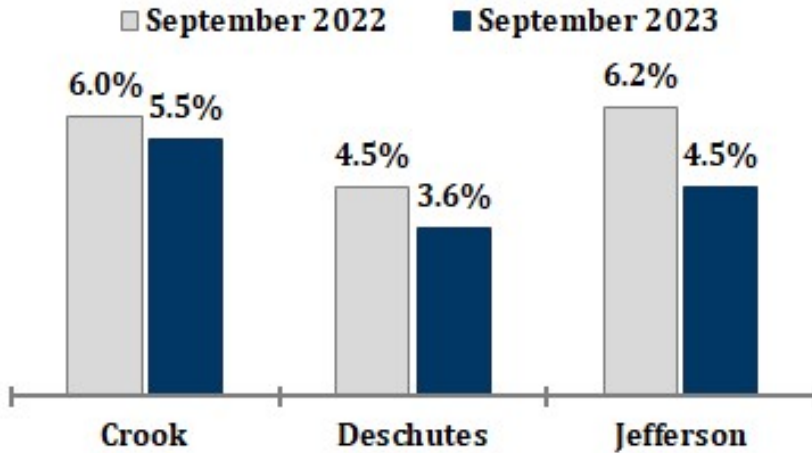




# Central Oregon Economic Indicators

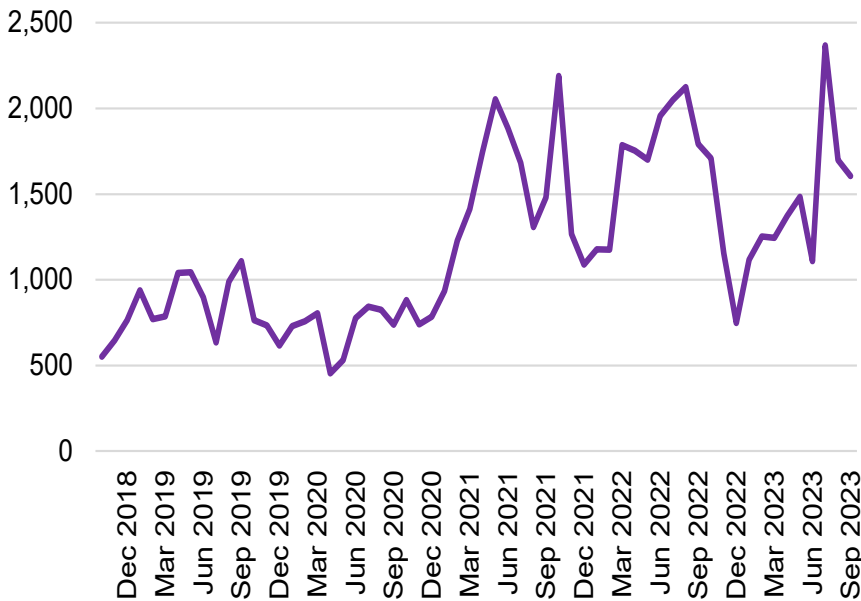
## September 2023 Data

### Local Area Unemployment Rates (Seasonally adjusted)



### Graph of the Month (Central Oregon) Unique Online Ad Postings

Source: OED and The Conference Board-Burning Glass, Help Wanted OnLine (HWOL)

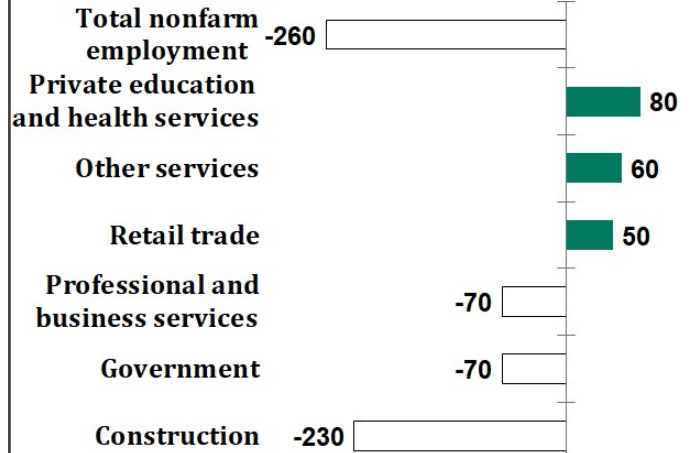


The number of unique online help wanted job ads in Central Oregon decreased 10% between September 2022 and September 2023, according to The Conference Board-Burning Glass's Help Wanted OnLine (HWOL) data series. There were a total of 18,654 new online job ads during this time, with a monthly average of 1,435 unique ads per month.

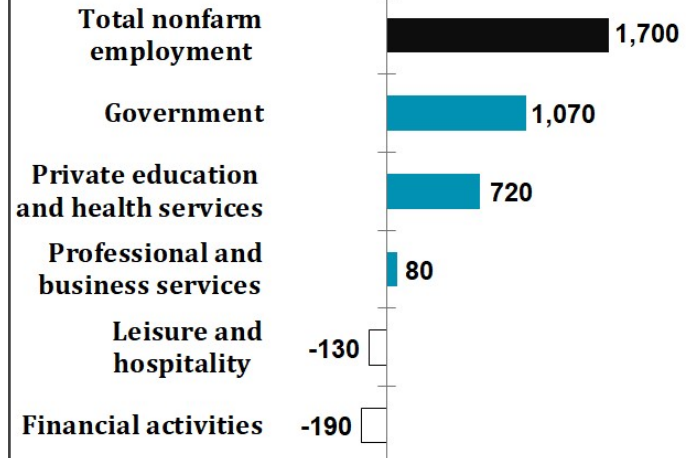
Although declining, unique ads in Central Oregon remain well above those pre-pandemic levels, indicating a softening but still strong demand for labor.

### Select Industry Gains and Losses (Over-the-year net employment change)

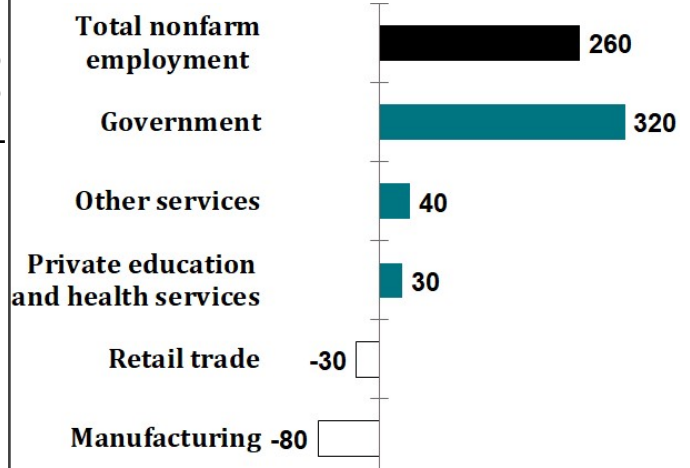
#### Crook County



#### Deschutes County



#### Jefferson County



Want to join the distribution list? Contact:  
Nicole Ramos at [Nicole.S.Ramos@employ.oregon.gov](mailto:Nicole.S.Ramos@employ.oregon.gov)