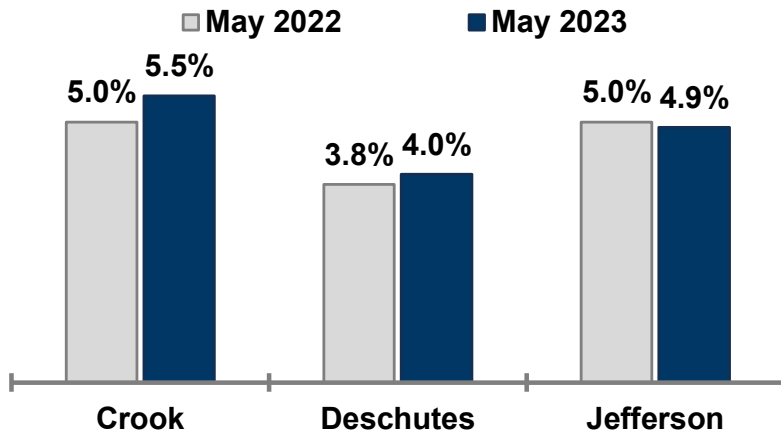




Central Oregon Economic Indicators

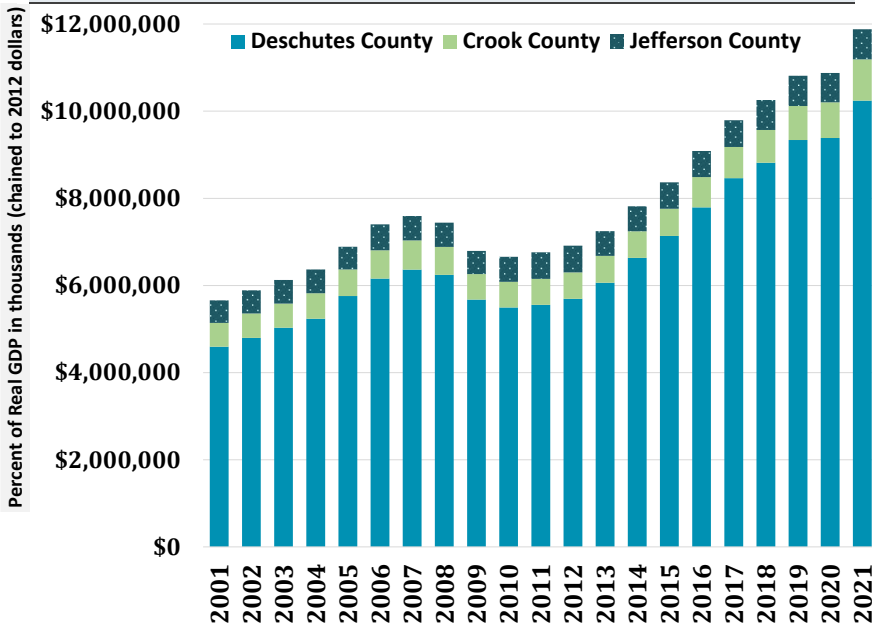
May 2023 Data

Local Area Unemployment Rates (Seasonally adjusted)



Graph of the Month (Central Oregon Counties) 2001-2021 Real Gross Domestic Product

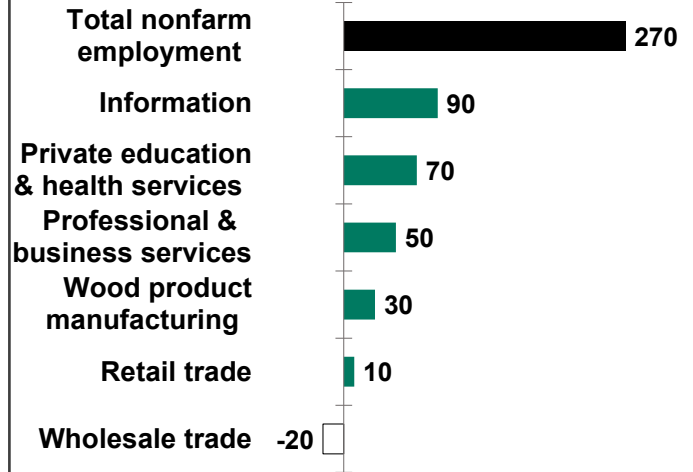
Source: Oregon Employment Department and U.S. Bureau of Economic Analysis



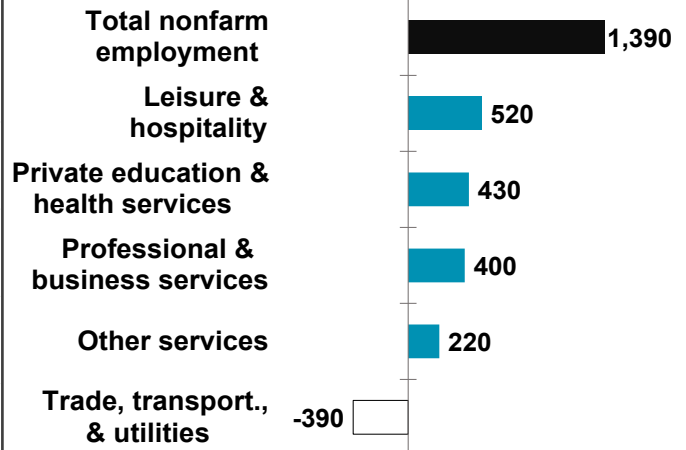
Real gross domestic product (GDP) in Central Oregon has been increasing for more than a decade, with the majority of growth driven by Deschutes County. In 2021, the real GDP in Deschutes County was \$10,243,131, having grown 9.1% from 2020 (\$9,384,596). Growing at an even faster rate of 15.3% from 2020 to 2021, Crook County's real GDP was \$945,341 in 2021. Unlike in the Great Recession, when output in all Central Oregon counties decreased to some extent over a three to four year period starting in 2007, this past recession saw output increase in both Deschutes County (+0.5%) and Crook County (+5.2%) and decrease in Jefferson County (-3.3%) in 2020.

Select Industry Gains and Losses (Over-the-year net employment change)

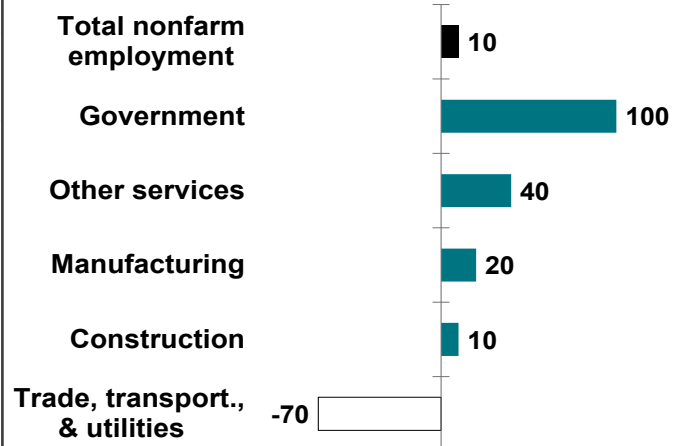
Crook County



Deschutes County



Jefferson County



Want to join the distribution list? Contact:
Nicole Ramos at Nicole.S.Ramos@employ.oregon.gov