

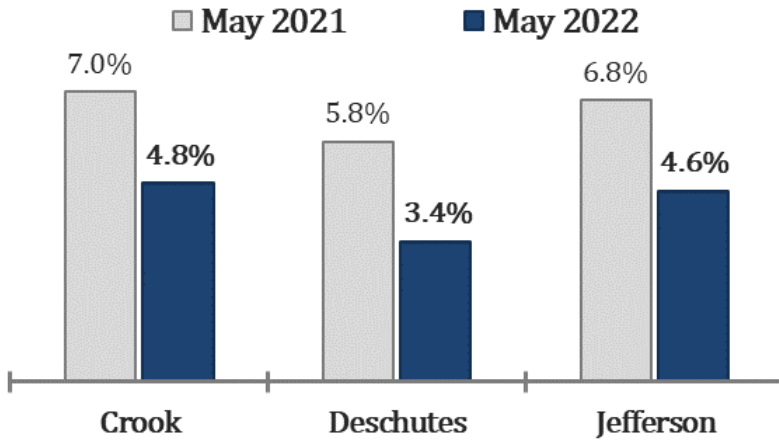


Central Oregon Economic Indicators

(May 2022 data)

June 2022 Edition

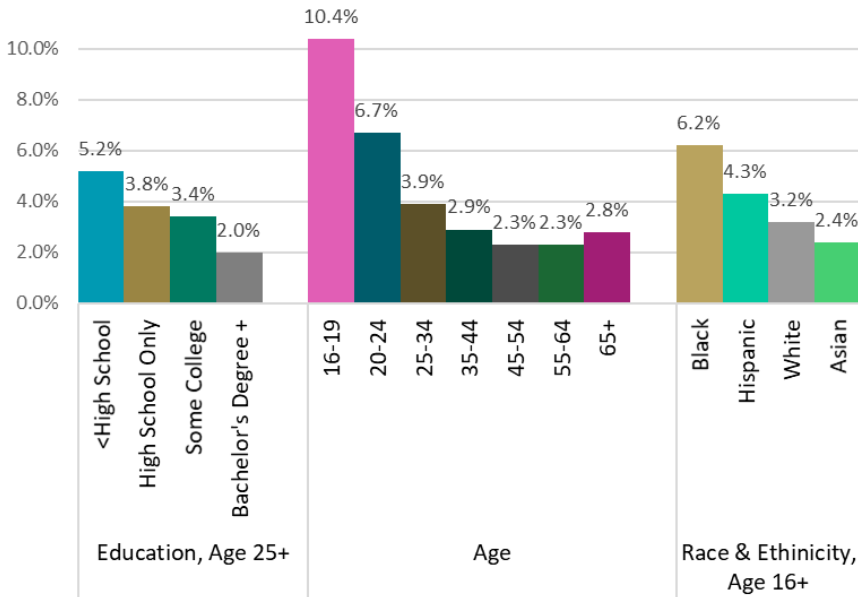
Local Area Unemployment Rates (Seasonally adjusted)



Graph of the Month

US Unemployment Rate by Different Characteristics, Seasonally Adjusted

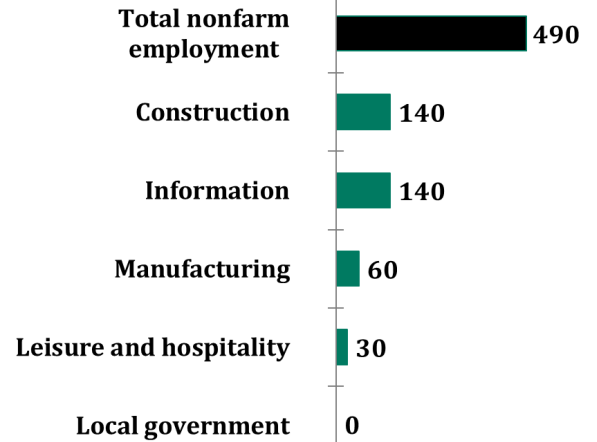
Source: Bureau of Labor Statistics, Oregon Employment Department



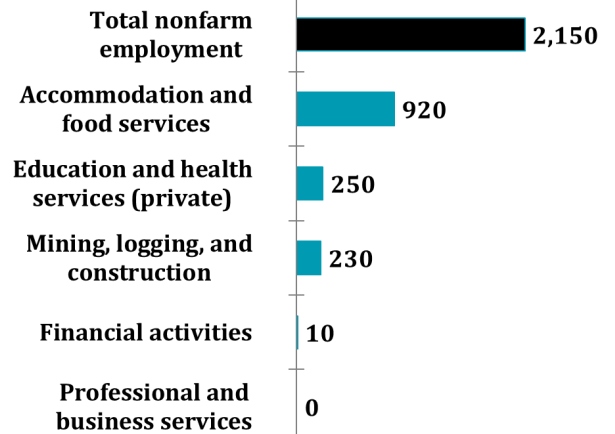
The unemployment rate, which measures the percent of people in the labor force without a job, is historically low in the U.S. and Oregon both at 3.6 percent. However, that is an aggregate amount and does not accurately represent all parts of the population. The unemployment for people with a Bachelor's degree or higher is a rock-bottom 2.0%. The unemployment rates for people with less than a high school education (5.5%), ages 16-19 (10.4%), ages 20-24 (6.7%), or are Black or African American (6.2%) are all considerably higher than the national unemployment rate.

Select Industry Gains and Losses (Over-the-year net employment change)

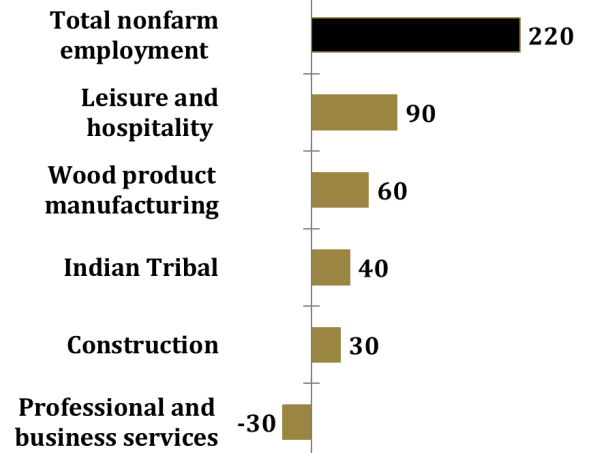
Crook County



Deschutes County



Jefferson County



Want to join the distribution list?

Jake Procino Jake.D.Procino@employ.oregon.gov