

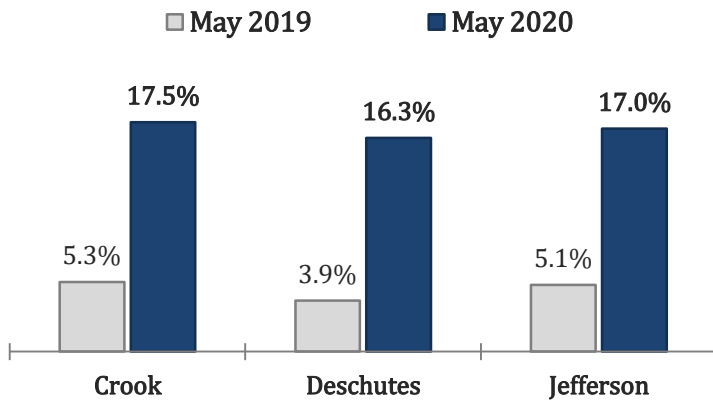


# Central Oregon Economic Indicators

(May 2020 data)

June 2020 Edition

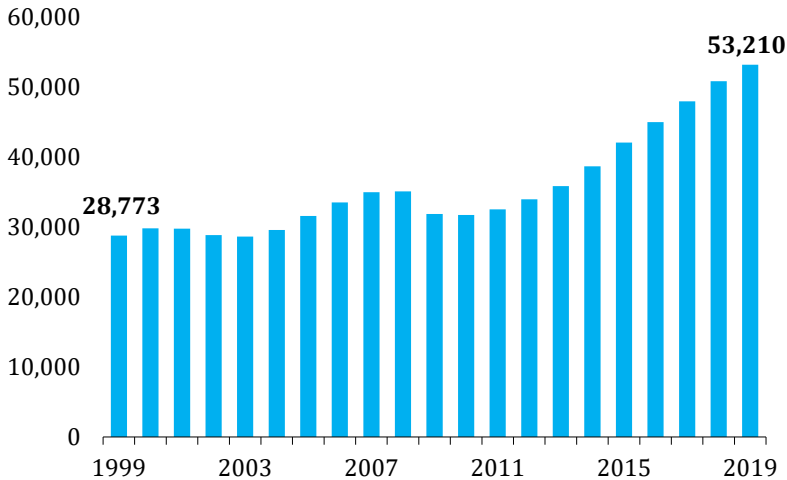
## Local Area Unemployment Rates (Seasonally adjusted)



## Graph of the Month

### Oregon's Black Workforce - Full Steam Ahead!

Source: U.S. Census Bureau, Quarterly Workforce Indicators



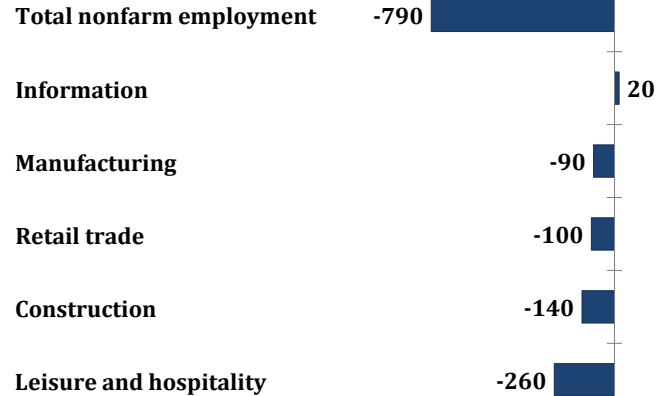
Since 1999, Oregon's black workforce has grown in strides, posting growth rates that far exceed the growth rate of the workforce overall. Over the last 20 years, the black workforce in Oregon has grown 85 percent, while the overall workforce has grown 23 percent in the same timeframe.

In 2019, black workers accounted for only 3 percent of the state's workforce, ranking third amongst their white and Asian counterparts who comprise 87 and 5 percent of the overall workforce, respectively.

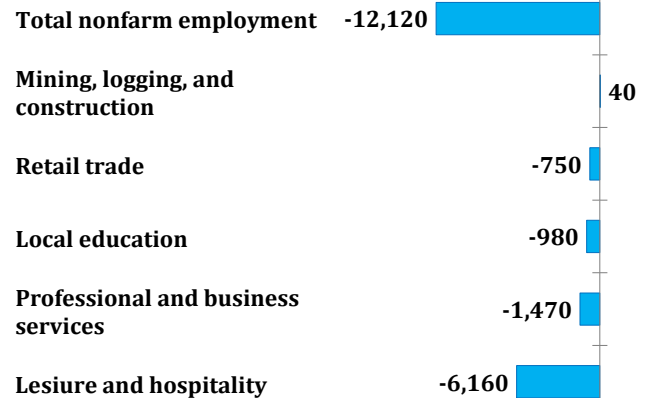
For more information, check out OED's [blog post](#) highlighting Oregon's black labor force in honor of Juneteenth.

## Industry Gains and Losses (Over-the-year net employment change)

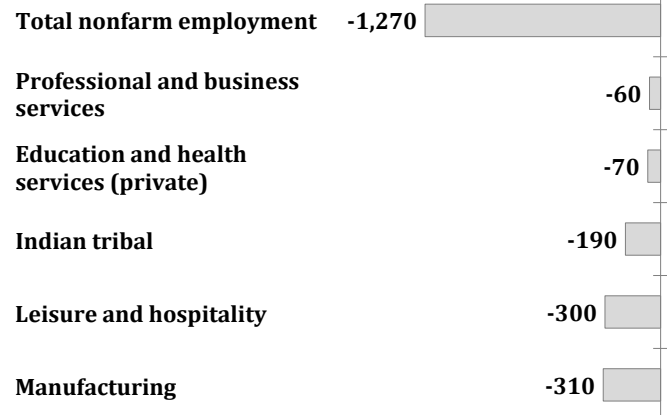
### Crook County



### Deschutes County



### Jefferson County



Need local data? Want to join the distribution list? Contact me!  
Kale Donnelly | [Kale.Donnelly@Oregon.gov](mailto:Kale.Donnelly@Oregon.gov) | 541.306.1645