

City of La Pine - Child Care Fact Sheet

Quality child care during a child's early years of development increases their school readiness, and provides a solid foundation for their later academic and behavioral success. Access to child care also results in increased workforce participation, particularly with women. Research confirms that greater economic development and more livable communities occur in areas where child care is in sufficient supply.

As Central Oregon continues to experience population growth, the need for increased quantity, quality and cultural responsiveness in child care grows significantly. Families need affordable and accessible child care. There is also a growing need for child care that offers non-traditional hours, is culturally and linguistically appropriate, and provides inclusion of special needs.

Demand grows while supply is limited. Nearly 2/3 of Oregon children have one or both parents employed. (OSU-2018) Yet, only 16% of children in Oregon under age 13 have access to child care. (OSU-2018). 26% of Oregon parents report that child care issues affect their employment. (Kids Count 2012) In 2018, 45% of parents in the United States report missing work due to child care issues, resulting in an average of approximately 8.6 days of work missed annually. That translates to \$28.9 billion in wages lost by families nationwide that do not have access to paid leave and affordable child care. (ChildCare Aware)

Our community falls drastically short, meeting only 39% of child care demand for children ages 0-5. As a county, we also have insufficient supply at only 26% of child care demand for children 0-5 years. In Deschutes County, with city population expected to continue to grow at a staggering rate, and with minimal growth in child care providers; our area has become a child care desert. This is an area with so few child care options that there are more than three times as many children as there are child care slots available.

This child care crisis is due to various barriers and limitations. Some problematic issues have been identified to include the following:

1. Land

- Lack of availability.
- Cost of land is not affordable.
- Prohibitive city/county building costs.
- Building/zoning limitations.

2. Labor

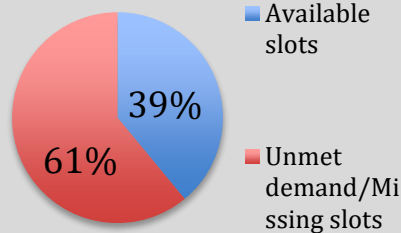
- High attrition rate due to profession demands.
- Child Care field does not provide a living wage.
- Providers with increased professional development/education leave field for higher income employment.
- Child Care providers lack professional development and business education.
- Market failure (failure of market to efficiently allocate resources) due to spillover benefits. Child care providers can't charge more, and parents can't afford to pay more.

3. Capital

- Expenses are high, while profits are low.
- State subsidy reimbursement rates are low.

Child Care Supply & Demand

260 Children 0-5 years



City of La Pine

Supply-

5 total child care providers (Child Care Resource & Referral Naccrraware-September 2018) (Including Certified Child Care Centers, Certified and Registered Family Child Care, and Exempt Child Care. **Excluding** Preschool and School Aged programs)

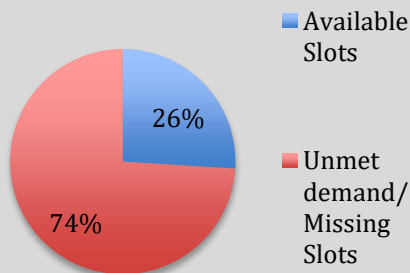
88 desired child capacity/available slots (Naccrraware-September 2018)

Demand-

Approx. 260 children **0-5 years**

(52 enrolled kindergarteners multiplied by 5 to determine estimate of 0-5 child population. Bend-La Pine School District-May 2019)

11,550 Children 0-5 years



Deschutes County

Supply-

162 total child care providers (Child Care Resource & Referral Naccrraware-September 2018) (Including Certified Child Care Centers, Certified and Registered Family Child Care, and Exempt Child Care. **Excluding** Preschool, Head Start and School-aged programs)

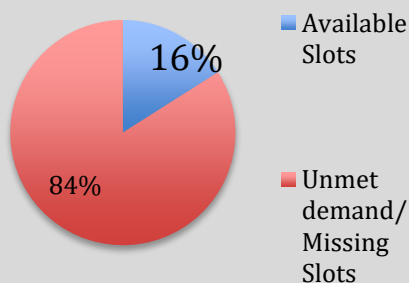
3,045 desired child capacity/available slots (Child Care Resource & Referral Naccrraware-September 2018)

Demand-

6,930 children **0-2 years** (OSU Early Care & Education Profiles using PSU Center for Population Research-August 2018)

4,620 children **3-5 years** (OSU Early Care & Education Profiles using PSU Center for Population Research-August 2018)

655,634 Children 0-13 years



State of Oregon

Supply-

4,669 total child care providers (Child Care Resource & Referral Naccrraware-September 2018) (Including Certified Child Care Centers, Certified and Registered Family Child Care, and Exempt Child Care. **Including** Preschool, Head Start and School-aged programs)

107,269 available slots (OSU-August 2018)

Demand-

153,383 children **0-2 years** (OSU-August 2018)

102,255 children **3-5 years** (OSU-August 2018)

655,634 children **0-13 years** (OSU-August 2018)